

TYRANNOSAURUS REX

BUILDING INSTRUCTIONS



READ BEFORE ASSEMBLING:

- Go through the instructions one step at a time.
- Don't punch out all of the pre-cut parts at once.
- Plywood thickness and color may vary.
- While not necessary, glue may be applied if desired.
- Adult supervision recommended.

**WARNING: CHOKING HAZARD -
CONTAINS SMALL PARTS.
NOT FOR CHILDREN UNDER 3 YRS.**



Craft Photography: Sylvester Vang
Cover Illustration: Jared Wright

Copyright © 2016 by Insight Editions, LP

Manufactured in Shaoguan, China Lot#: 014R1072016

MAKE IT YOUR OWN

Before you start building and decorating your model, read through the instructions so you understand how it all comes together. Then make a plan—scary or cute and cuddly? What about a *T. rex* in a tux? The choice is yours! Here is an example of a traditional *T. rex* to get those creative juices flowing.

PLAN

After reading through the instructions, figure out which pieces should be colored or painted before you build the model. For this project, assemble everything except the arms and legs. Paint the body, arms, and legs separately first and then finish putting them all together at the end.

COLORS

Start by choosing a base color for your *T. rex*. Then choose a variation of the same color a few shades lighter and another a few shades darker than your base color.



TECHNIQUES

Paint the entire model—including the edges—with a base color of your choice. Next, add in some darker paint down the back of the model and some lighter paint to the belly. Blend the edges of these patches with the base color to create a gradient.

ACCESSORIZE

Add the details last. The teeth, eyes, claws, and spots can all be painted after the whole model is put together. Finish with an ink pen to draw in the pupils of the eyes.



IncrediBuilds™, a division of Insight Editions, LP

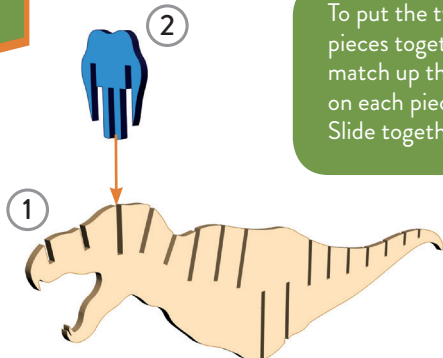
1

Match the board pieces to the numbers on the board image above to find your first two pieces.

2

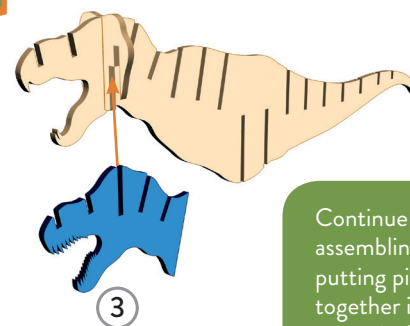
Pop out only these puzzle pieces from the board.

3



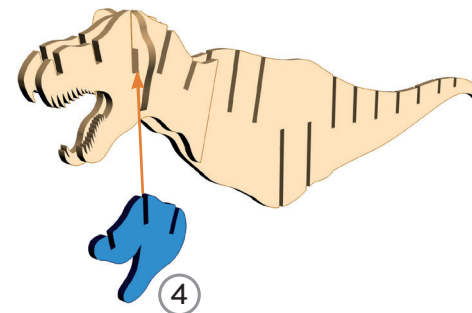
To put the two pieces together, match up the slots on each piece. Slide together.

4

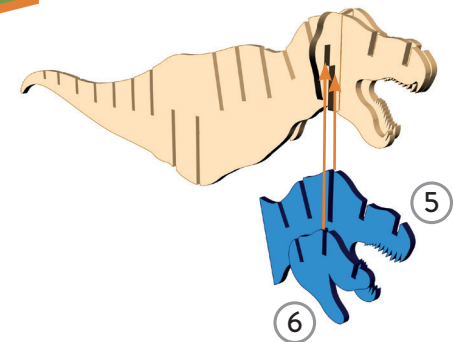


Continue assembling by putting pieces together in numerical order.

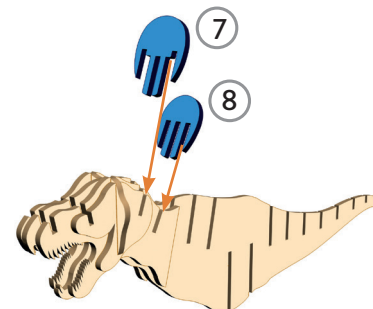
5



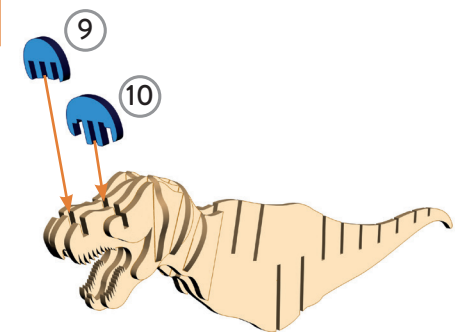
6



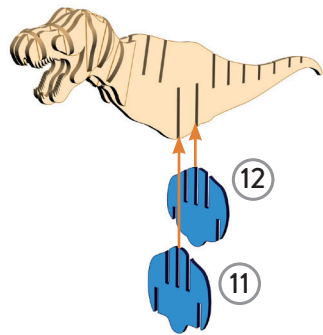
7



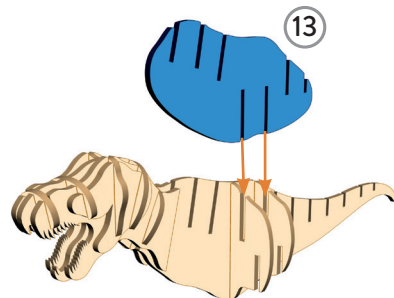
8



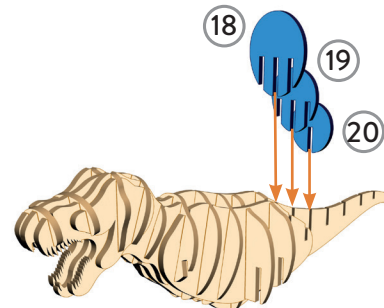
9



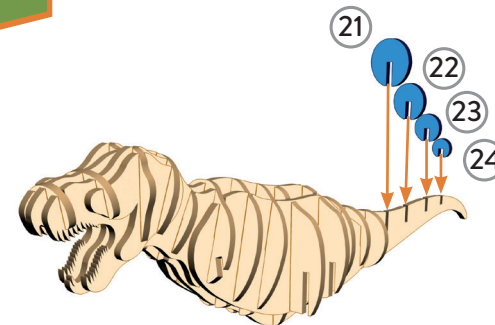
10



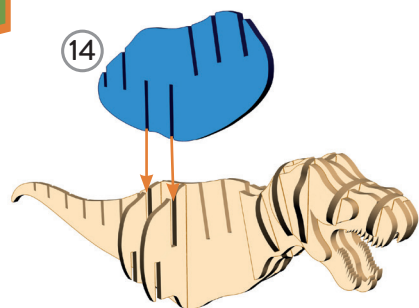
13



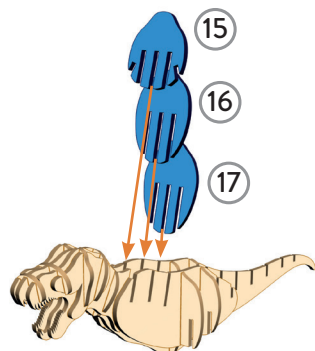
14



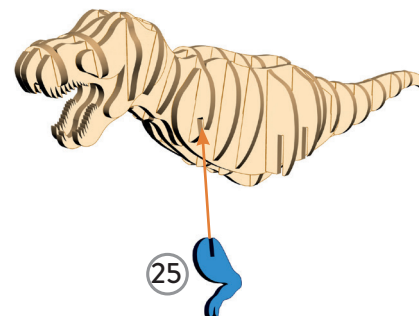
11



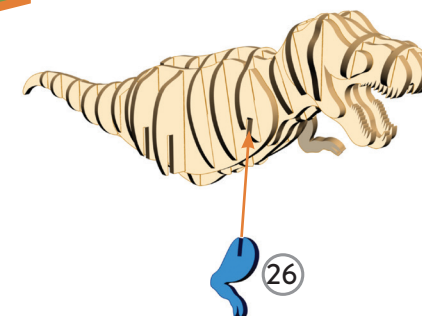
12



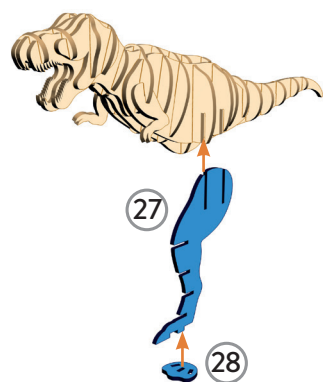
15



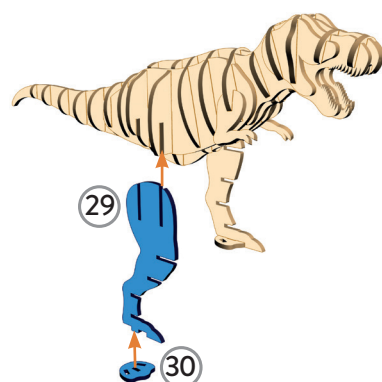
16



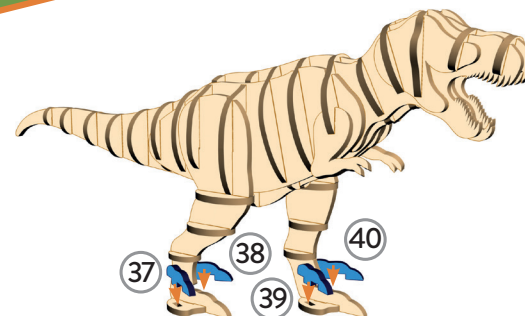
17



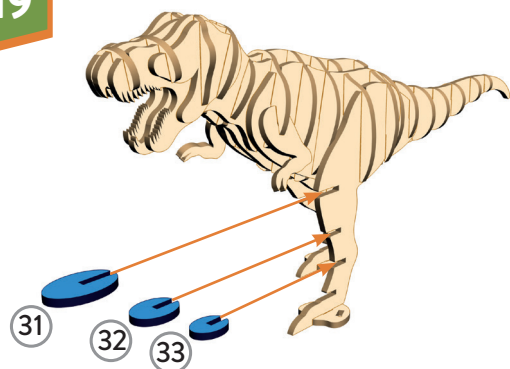
18



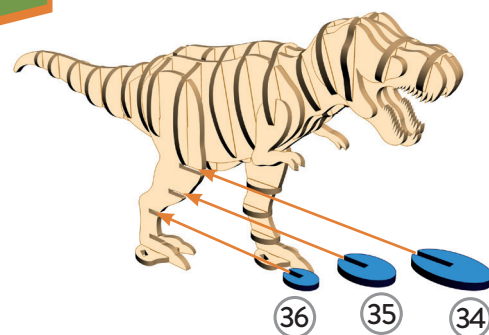
21



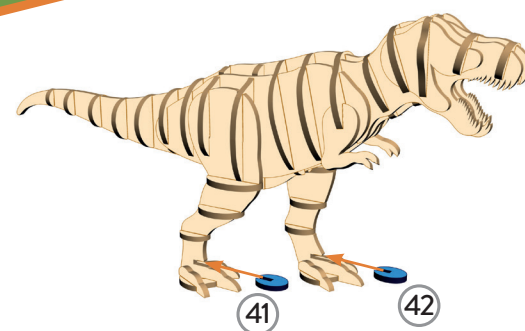
19



20



22



DID YOU KNOW?

TYRANNOSAURUS REX



Carnivore

The *Tyrannosaurus rex* was a fierce predator during the Mesozoic era, or the Age of Dinosaurs. It lived more than 65 million years ago, during the Cretaceous period.

The *T. rex* cut an imposing figure with its 58 teeth, each up to 10 inches (25 cm) long. Now that's a dangerous smile!