

# BUTTERFLY

## BUILDING INSTRUCTIONS



### READ BEFORE ASSEMBLING:

- Go through the instructions one step at a time.
- Don't punch out all of the pre-cut parts at once.
- Plywood thickness and color may vary.
- While not necessary, glue may be applied if desired.
- Adult supervision recommended.

**WARNING: CHOKING HAZARD - CONTAINS SMALL PARTS. NOT FOR CHILDREN UNDER 3 YRS.**

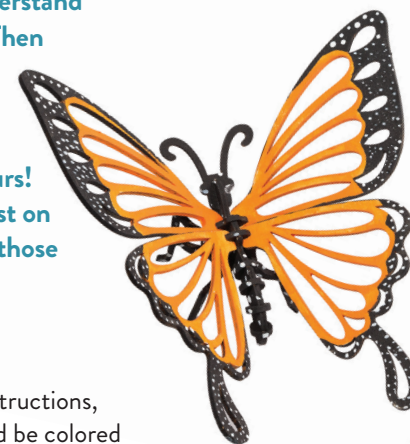


Craft Photography: Anthony Piatte, Cover illustration: BlueRing Media/Shutterstock.com

Copyright © 2016 by Insight Editions, LP. Manufactured in Shaoguan, China 111515

# MAKE IT YOUR OWN

Before you start building and decorating your model, read through the instructions so you understand how it all comes together. Then make a plan—polka dots, diamonds, or just doodles? What about a ballerina butterfly? The choice is yours! Here is an example of a twist on a monarch butterfly to get those creative juices flowing.



### PLAN

After reading through the instructions, figure out which pieces should be colored or painted before you build the model. A good rule of thumb is to draw or color before you build. Painting, though, is much easier after you put the model together.

### TECHNIQUES

Paint the orange parts of the butterfly first. It's easier to cover up mistakes with black than the other way around.

### COLORS

The monarch butterfly is identified by its orange and black color scheme.

### ACCESSORIZE

After all the paint is dry, use a nail-dotting tool or a toothpick to paint the white spots.



IncrediBuilds™, a division of Insight Editions LP

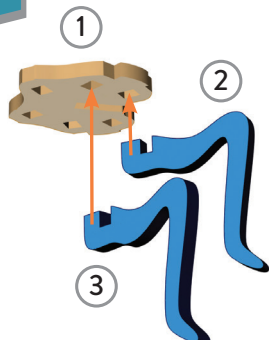
1

Match the board pieces to the numbers on the board image above to find your first two pieces.

2

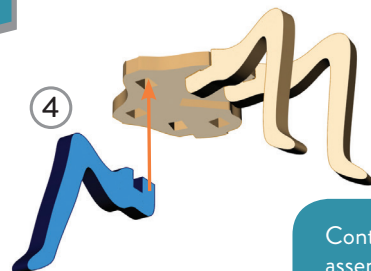
Pop out only these puzzle pieces from the board.

3



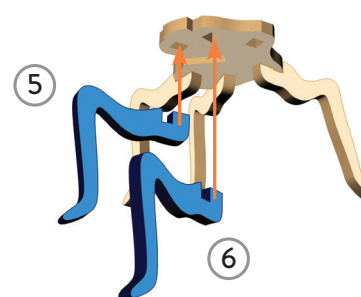
To put the two pieces together, match up the slots on each piece. Slide together.

4




Continue assembling by putting pieces together in numerical order.

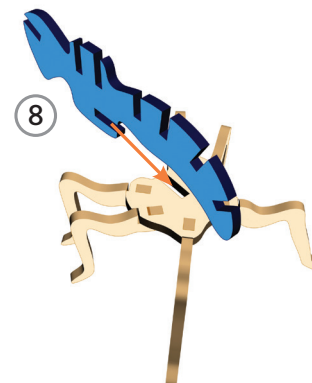
5



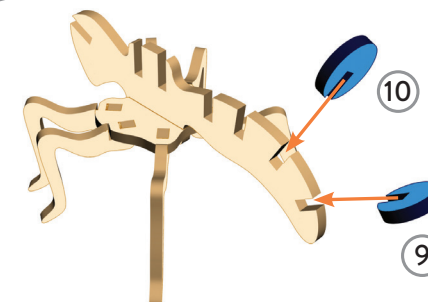
6



7

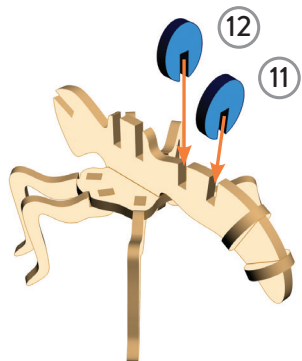


8

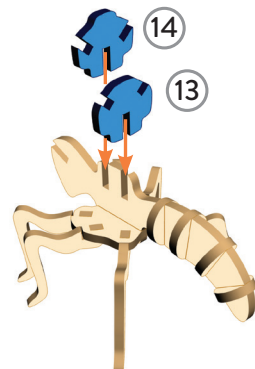




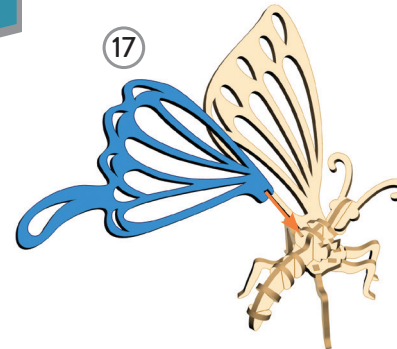
9



10



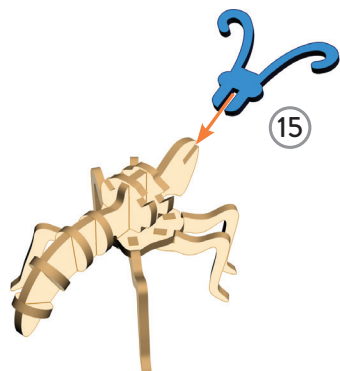
13



14



11



12



15



### DID YOU KNOW?

## THE MONARCH BUTTERFLY

### *Danaus plexippus*

One of the most recognizable butterflies in the world, the monarch typically has a 4-inch wingspan and weighs between 0.0009 and 0.026 ounces. Monarch butterflies fly at speeds roughly between 12 and 25 miles per hour. They are typically found in North America, though they have been spotted less frequently in other parts of the world.



### MONARCH MIGRATION

Unable to live in icy weather, monarch butterflies migrate from Canada to Mexico in the autumn of each year, returning in the spring. Some travel as far as 3,000 miles. It takes four generations of butterflies to make the complete trip.